

CDS PHOTORESISTORS

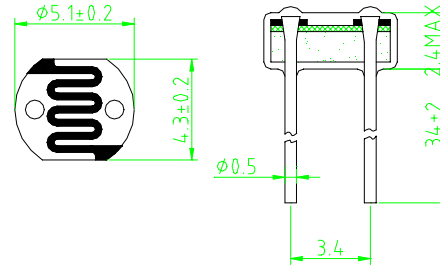
5mm Series...

Features:

- Epoxy Encapsulated
- Reliable Performance
- Quick Response
- Good Characteristic of Spectrum

Applications:

- Auto Flash for Camera
- Photoelectric Control
- Industrial Control
- Photoswitch
- Electronic Toys



Model	V _{max} (VDC)	P _{max} (mW)	Ambient Temp (°C)	Spectral Peak (nm)	Photo Resistance (10Lx) (KΩ)	Dark Resistance (MΩ)	γ	Response Time (ms)	
								Rise	Decay
PGM5506	100	90	-30~+70	540	2~6	0.15	0.6	30	40
PGM5516	100	90	-30 ~ +70	540	5 ~ 10	0.2	0.6	30	40
PGM5526	150	100	-30 ~ +70	540	8 ~ 20	1.0	0.6	20	30
PGM5537	150	100	-30 ~ +70	540	16 ~ 50	2.0	0.7	20	30
PGM5539	150	100	-30 ~ +70	540	30 ~ 90	5.0	0.8	20	30
PGM5549	150	100	-30 ~ +70	540	45 ~ 140	10.0	0.8	20	30
PGM5616D	150	100	-30 ~ +70	560	5 ~ 10	1.0	0.6	20	30
PGM5626D	150	100	-30 ~ +70	560	8 ~ 20	2.0	0.6	20	30
PGM5637D	150	100	-30 ~ +70	560	16 ~ 50	5.0	0.7	20	30
PGM5639D	150	100	-30 ~ +70	560	30 ~ 90	10.0	0.8	20	30
PGM5649D	150	100	-30 ~ +70	560	50—160	20.0	0.8	20	30
PGM5659D	150	100	-30~+70	560	150~300	20.0	0.8	20	30

Spectral Response (FIG1)

Illuminance vs. Photo Resistance (Fig 2-6)

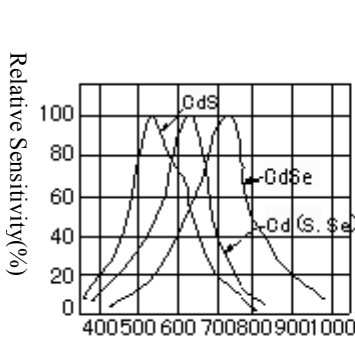


Fig1. Wavelength (nm)

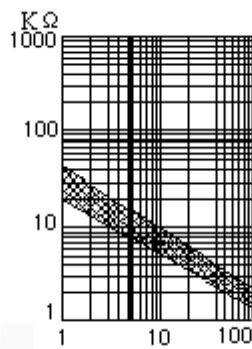


Fig2. PGM5516, PGM5616D

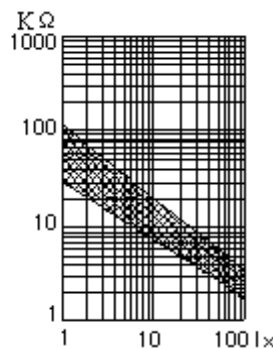


Fig3. PGM5526, PGM5626D

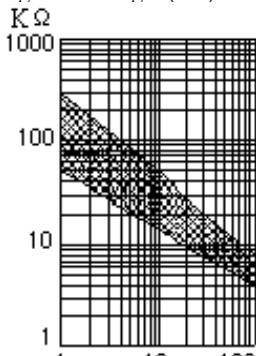


Fig4. PGM5537, PGM5637D

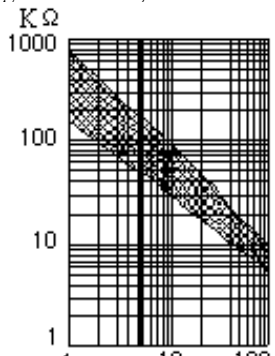


Fig5. PGM5539, PGM5639D

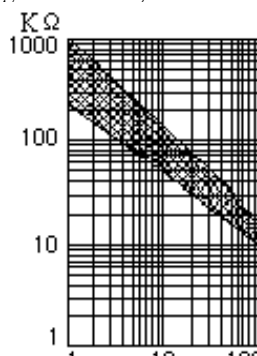


Fig6. PGM5549, PGM5649D

Measuring Conditions

1. Light Resistance: Measured at 10 lux with standard light A (2854K-color temperature) and 2hr Preillumination at 400-600 lux prior testing.
2. Dark Resistance : Measured 10 seconds after closed 10 lux.
3. Gamma characteristic: Between 10 lux and 100 lux and give by $\gamma = \log (R_{10}/R_{100}) / \log (100/10) = \log (R_{10}/R_{100})$
R10, R10 Cell resistance at 10 lux and 100 lux. The tolerance of γ is ± 0.1 .
4. Pmax: Max. Power Dissipation at ambient temperature of 25° C.
5. Vmax: Max. Voltage in Darkness that may be applied to the cell continuously.